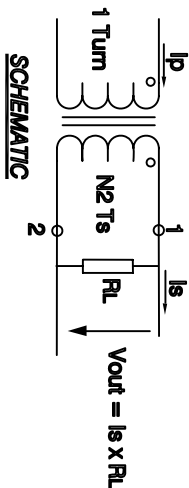


The information contained in this drawing is the sole property of Coil Winding Specialist, Inc. Any reproduction in part or whole without written permission of Coil Winding Specialist, Inc. is prohibited.



Note: All measurements are carried out using rms value responding meter. The terminating resistor and the 1-turn primary are not supplied.

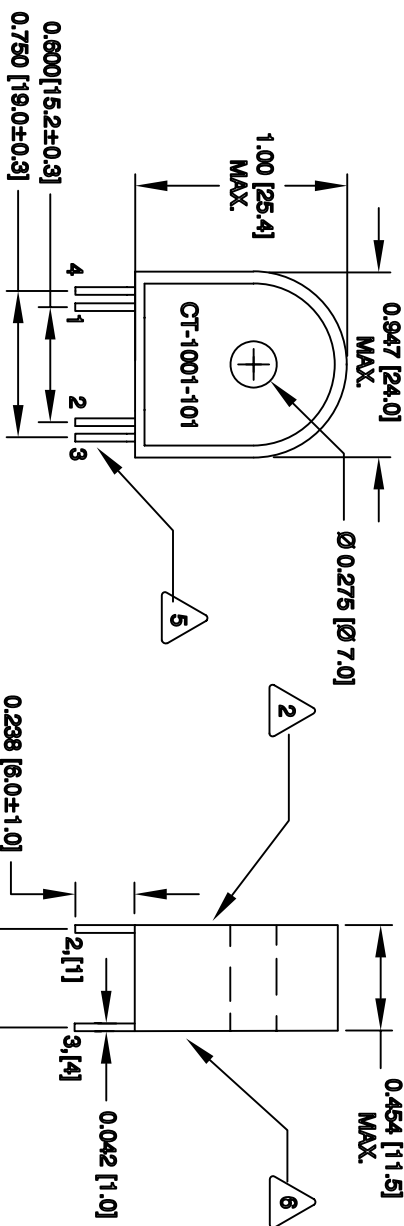
7 BUILD TO ROHS COMPLIANCE AND LEAD FREE

WHERE SHOWN

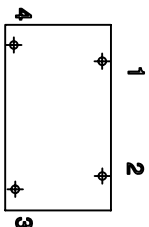
6 MARK PART NUMBER AND REVISION

5 REMOVE INSULATION, SOLDERED TO LEADS

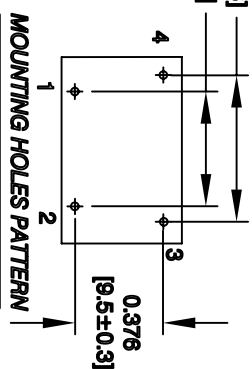
4 CONSTRUCTION: ENCAPSULATED USING BOBBIN.



FRONT VIEW



SIDE VIEW



MOUNTING HOLES PATTERN

Note: Pin 3 and 4 are only used for mechanical mounting on to PCB

3 SPECIFICATIONS @ 25 °C :

WIRE: UL RECOGNIZED 180 °C RATED MAGNET WIRE
CWS BYTEMARK OR OTHER APPROVED PART

2 CORE: TAPE WOUND

1 BOBBIN RATING CLASS B (130 °C) REQUIRED
MATERIAL: UL RECOGNIZED 94V-0 FOR FLAMMABILITY
ALL MATERIAL USED ARE IN ACCORDANCE WITH UL REQUIREMENTS
UNIT: INCHES [MM]

REVISION HISTORY					
REV	ECN	DESCRIPTION	SIGN & DATE		
A		PRODUCTION RELEASE	BY	DATE	CHK
			GN	7/29/09	KC

QTY	CODE	IDENT	MFG. P/N	DESCRIPTION	ITEM NO.
PARTS LIST					
AUTOCAD		X			
SOLIDWORKS					
SIGN		DATE			
DRAWN		05/22/09			
CHKD		05/22/09			
ENGR.		05/22/09			
APPR.		05/22/09			
TITLE:		Current Sense Transformer, 5 Amp			
SIZE		1/8"			
SCALE		NOT TO SCALE			
SHEET		1 OF 1			